

62806-1 ✓ ACTIVE

FASTON | FASTON 250

TE Internal #: 62806-1

PCB Terminals, Receptacle, Mating Tab Width .25 in [6.35 mm],

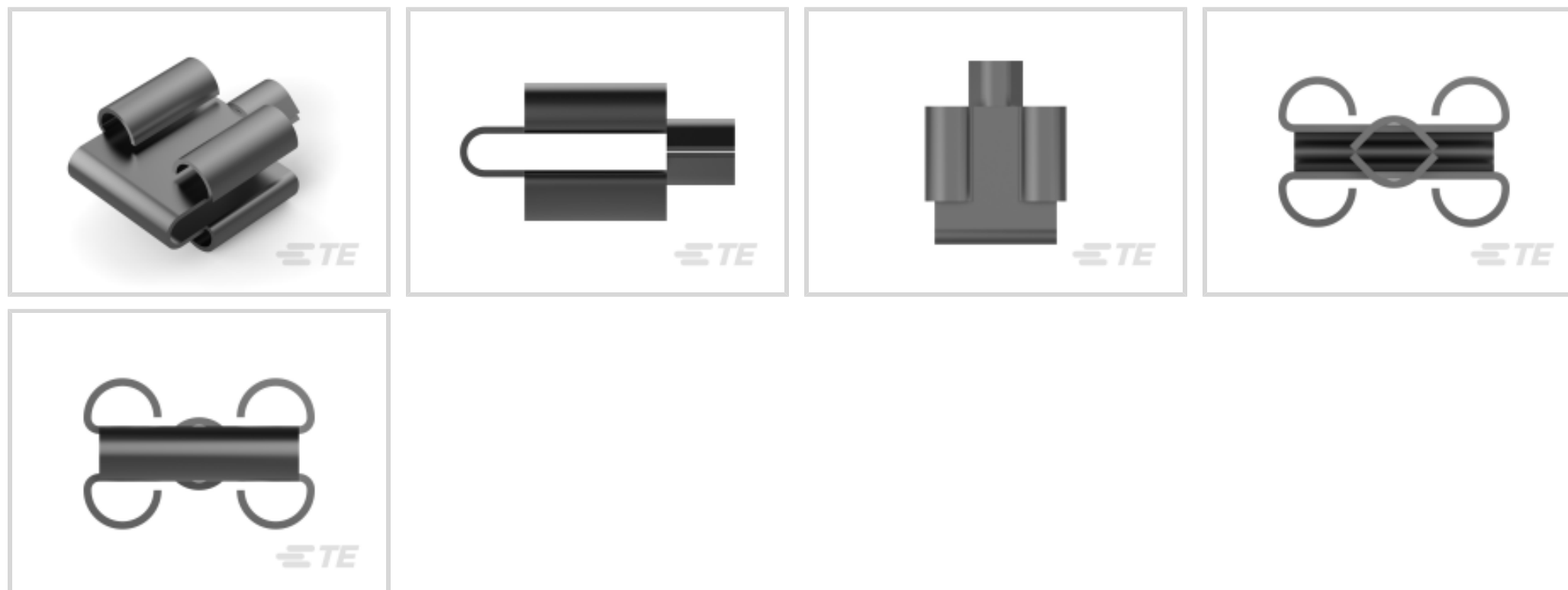
PCB Hole Diameter 2.54 mm [.1 in], Through Hole - Solder, Tin

Plating, Brass, FASTON 250

[View on TE.com >](#)



Terminals & Splices > PCB Terminals



PCB Terminal Type: **Receptacle**

PCB Thickness (Recommended): 1.57 mm [.062 in]

Mating Tab Width: 6.35 mm [.25 in]

Mating Tab Thickness: .41 mm [.016 in]

PCB Hole Diameter: 2.54 mm [.1 in]

Features

Configuration Features

Connection Capacity	Multiple
Stud Hole	No
Terminal Angle	180 °

Contact Features

Contact Plating Material	Tin
PCB Terminal Type	Receptacle
Mating Tab Width	6.35 mm [.25 in]
Mating Tab Thickness	.41 mm [.016 in]
Terminal Plating Material	Tin
Contact Underplating Material	Brass
Terminal Size	6.35
Terminal Orientation	Straight

Termination Features

Termination Method to Printed Circuit Board	Through Hole - Solder
---	-----------------------



Product Terminates To

Printed Circuit Board

Mechanical Attachment

Wire Insulation Support

Without

Dimensions

Extension Below Board

3.18 mm[.125 in]

Receptacle Terminal Stock Thickness

.25 mm[.01 in]

PCB Thickness (Recommended)

1.57 mm[.062 in]

PCB Hole Diameter

2.54 mm[.1 in]

Profile Height from PCB

7.37 mm[.294 in]

Usage Conditions

Insulation Option

Uninsulated

Operating Temperature Range

-30 – 110 °C[-22 – 230 °F]

Packaging Features

Packaging Quantity

1000

Packaging Method

Bag

Other

Comment

With clinchable PCB tabs.

Product Compliance

For compliance documentation, visit the product page on [TE.com](https://www.te.com)>

EU RoHS Directive 2011/65/EU

Compliant

EU ELV Directive 2000/53/EC

Compliant

China RoHS 2 Directive MIIT Order No 32, 2016

No Restricted Materials Above Threshold

EU REACH Regulation (EC) No. 1907/2006

Current ECHA Candidate List: JUNE 2022 (224)
 Candidate List Declared Against: JUNE 2022 (224)
 Does not contain REACH SVHC

Halogen Content

Low Halogen - Br, Cl, F, I < 900 ppm per homogenous material. Also BFR/CFR/PVC Free

Solder Process Capability

Wave solder capable to 240°C

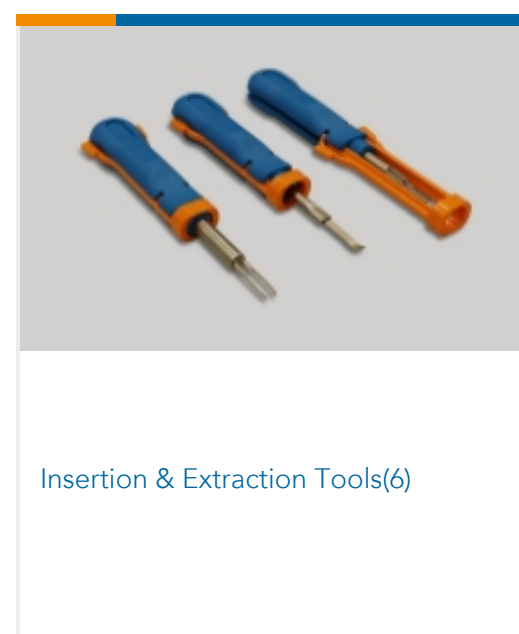
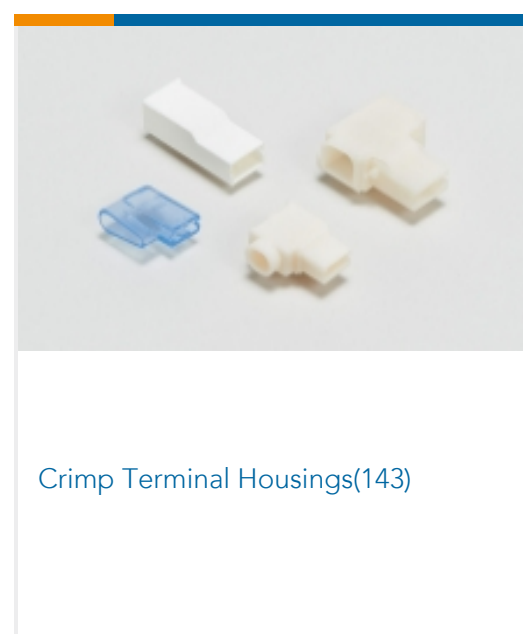

Product Compliance Disclaimer

This information is provided based on reasonable inquiry of our suppliers and represents our current actual knowledge based on the information they provided. This information is subject to change. The part numbers that TE has identified as EU RoHS compliant have a maximum concentration of 0.1% by weight in homogenous materials for lead, hexavalent chromium, mercury, PBB, PBDE, DBP, BBP, DEHP, DIBP, and 0.01% for cadmium, or qualify for an exemption to these limits as defined in the Annexes of Directive 2011/65/EU (RoHS2). Finished electrical and electronic equipment products will be CE marked as required by Directive 2011/65/EU. Components may not be CE marked. Additionally, the part numbers that TE has identified as EU ELV compliant have a maximum concentration of 0.1% by weight in homogenous materials for lead, hexavalent chromium, and mercury, and 0.01% for cadmium, or qualify for an exemption to these limits as defined in the Annexes of Directive 2000/53/EC (ELV). Regarding the REACH Regulation, the information TE provides on SVHC in articles for this part number is based on the latest European Chemicals Agency (ECHA) 'Guidance on requirements for substances in articles' posted at this URL: <https://echa.europa.eu/guidance-documents/guidance-on-reach>

Compatible Parts



Also in the Series | FASTON 250





PCB Terminals(144)



Quick Disconnects(455)



Splices(4)

Documents

Product Drawings

FASTON 250 PCB TAB TPBR

English

CAD Files

3D PDF

English

Customer View Model

[ENG_CVM_62806-1_D.3d_igs.zip](#)

English

Customer View Model

[ENG_CVM_62806-1_D.3d_stp.zip](#)

English

Customer View Model

[ENG_CVM_62806-1_D.2d_dxf.zip](#)

English

By downloading the CAD file I accept and agree to the [Terms and Conditions](#) of use.

Datasheets & Catalog Pages

FASTON PCB Tabs and Receptacles

English

PRINTED CIRCUIT BOARD TERMINALS AND DISCONNECTS

English

Product Specifications

Application Specification

English

PC Board Clinchable Receptacle Contacts

English